

ECEN 325

Fall 2025 Lab Policy

Section 513: Thursday 3:00 PM - 05:50 PM (Adel Heidari Akhijahani)
Section 514: Thursday 6:00 PM - 08:50 PM (Adel Heidari Akhijahani)
Section 515: Friday 8:00 AM - 10:50 AM (Dharma Paladugu)
Section 516: Friday 11:10 AM - 2:00 PM (Dharma Paladugu)
Section 517: Friday 3:00 PM – 5:50 PM (Dharma Paladugu)
Section 518: Friday 6:00 PM - 8:50 PM (Nicolas Herrera)

TA: Dharma Paladugu

Office: WEB 315G

Office Hours: Tuesday 10:00AM-12:00PM

Email: dharmatejap@tamu.edu

TA: Adel Heidari Akhijahani

Office: WEB 050

Office Hours: Thursday 1:00PM-3:00PM

Email: adelheidari@tamu.edu

TA: Nicolas Herrera

Office: WEB 061

Office Hours: Monday 12:00PM-2:00PM

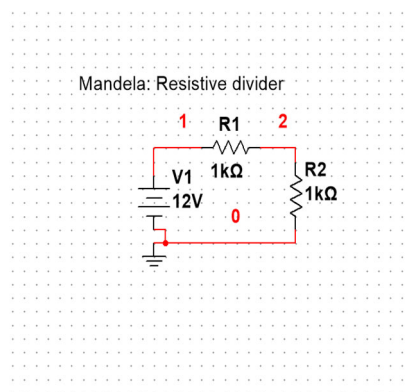
Email: herreraniko03@tamu.edu

Grading:

Pre-labs (50%):

Prelabs (Calculations & Simulations) must be submitted via Canvas at the start of the lab session. Every student must turn in an individual prelab. Note, the canvas site will have the report due date, which is later. Thus, you should submit your prelab by the lab start time. The TA will then check it in the lab, and then you can update the final submission by adding the complete lab report by the posted due date.

- A title page with your name, UIN, Lab name, TA name, Date of the lab conducted.
- All schematic screenshots must have their **initials** and the **name of the circuit** written on it.



On Multisim: Insert >> Text

Fig.1. Sample schematic screenshot showing sample initials and name of the circuit

- The calculations page (if scanned) should have your name and UIN written on all of them
- The simulations screenshots **must** include your initials in the title as shown in the Figure.2.:
- The simulations screenshot should also include all the asked information from the prelab:

- Please have the required information written or tabulated under each image. This is to make sure that students are perceiving correct information from the screenshots.
- **Not having your name will result in ZERO points for that segment.**
- **Important:** Please verify that the calculation and simulation results match, else rework on them. This will make your measurements easier.

Post-lab (50%):

The students are expected to work on calculations, simulations before the lab session.

- **Student should form teams of 2 students to do the measurements, with the same team utilized throughout the semester. In the event of an odd number, then there can be 1 group of 1 or 3 students (students' choice). However, every student must turn in individual reports.**
- The TAs will check the time stamp on the screenshots of measurements. Do not exclude it while generating a screenshot.
- Have your name written on each image with *right click on the panel >> insert label >> insert initials and information*. Or you may use a note pad to have your information written and placed over the image before screenshot.
- **Also, make sure that you write the information asked in the lab manual for each measurement screenshot, under the image itself and include the comparisons with simulations and calculations there itself to avoid making a new comparison table in the end.**
- USE APPROPRIATE HEADINGS IN THE REPORT AND TRY TO FOLLOW THE SAME ORDER OF QUESTIONS IN THE REPORT – this will make it easy for the TA to grade the reports.
- An example image is shown in Figure.3.

Heading initials name of the experiment cursors necessary information

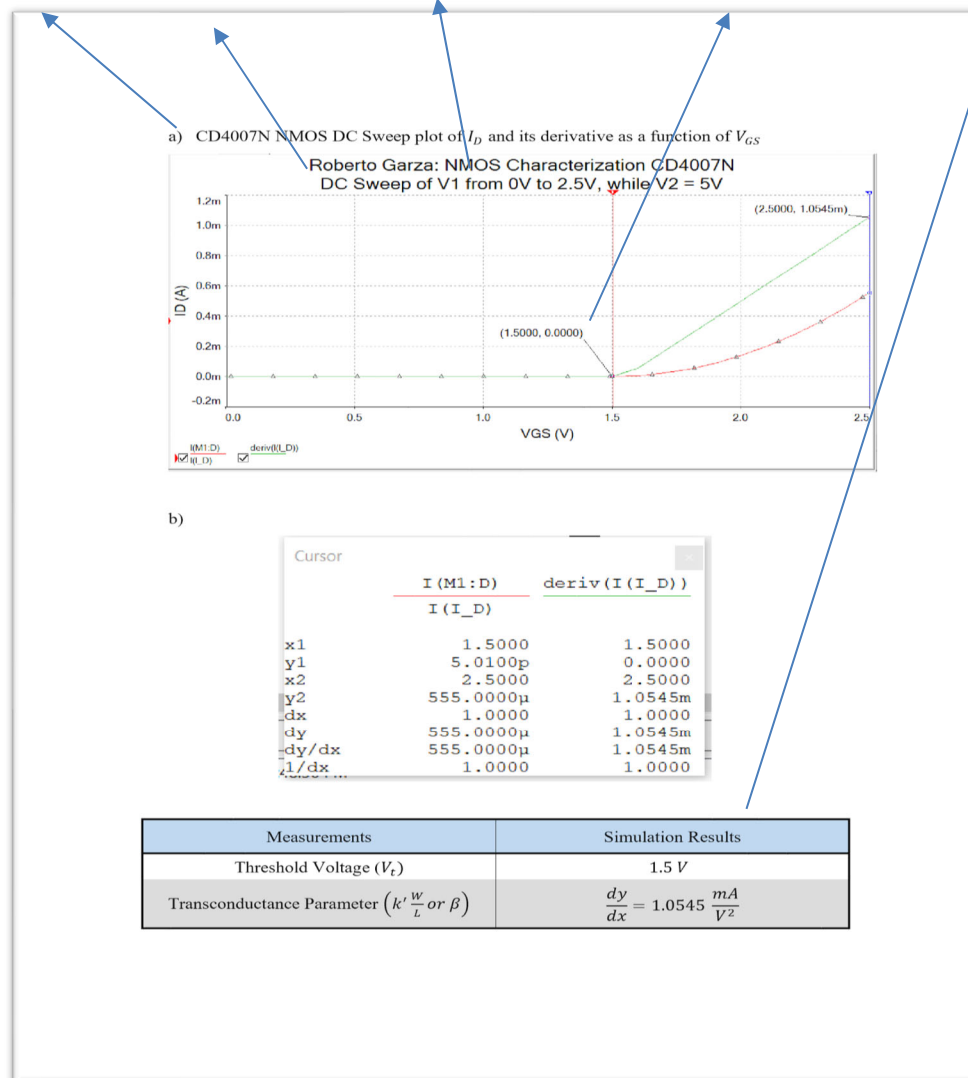
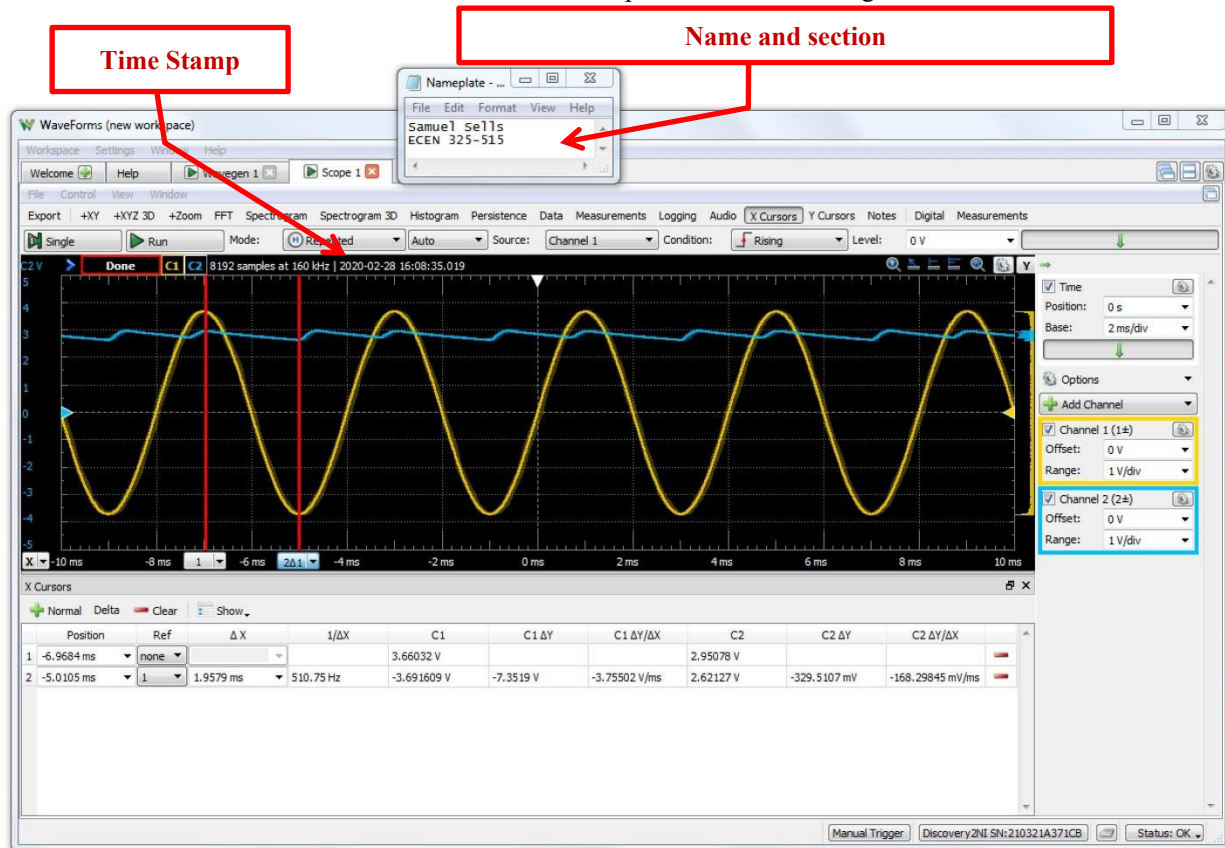


Figure.2. A sample screenshot of simulations showing initials, name of the image, useful information with the cursors, and information collected from the screenshot for the experiment after the image.



Measurements	Results	
	Simulated	Measured
Peak Output Voltage	3.702 V	3.586 V
Maximum Ripple ΔV	0.733 V	0.322 V

Figure.3. Sample measurement image with initials, useful information with cursors and necessary information documented and compared with simulated and calculated.

Aggie Code of Honor

"An Aggie does not lie, cheat, or steal, or tolerate those who do."

Honor Council Rules and Procedures: <http://www.tamu.edu/aggiehonor>

ECEN 325 Lab Schedule, Fall 2025

Location: ZACH 330

TA: Dharma Paladugu

Office Hours: Tuesday 10:00AM-12:00PM

Lab No.	Lab Time	Report Due	Topic
0	Sec 515 09/05 F 8:00AM-10:50AM	-	Orientation
	Sec 516 09/05 F 11:10AM-2:00PM		
	Sec 517 09/05 F 3:00PM-5:50PM		
1	Sec 515 09/12 F 8:00AM-10:50AM	11:59PM, 09/19	First Order Circuits
	Sec 516 09/12 F 11:10AM-2:00PM		
	Sec 517 09/12 F 3:00PM-5:50PM		
2	Sec 515 09/19 F 8:00AM-10:50AM	11:59PM, 09/26	Second Order Circuits
	Sec 516 09/19 F 11:10AM-2:00PM		
	Sec 517 09/19 F 3:00PM-5:50PM		
3	Sec 515 09/26 F 8:00AM-10:50AM	11:59PM, 10/03	Operational Amplifiers-Part I
	Sec 516 09/26 F 11:10AM-2:00PM		
	Sec 517 09/26 F 3:00PM-5:50PM		
4	Sec 515 10/03 F 8:00AM-10:50AM	11:59PM, 10/10	Operational Amplifiers-Part II
	Sec 516 10/03 F 11:10AM-2:00PM		
	Sec 517 10/03 F 3:00PM-5:50PM		
5	Sec 515 10/10 F 8:00AM-10:50AM	11:59PM, 10/17	Operational Amplifiers-Part III
	Sec 516 10/10 F 11:10AM-2:00PM		
	Sec 517 10/10 F 3:00PM-5:50PM		
6	Sec 515 10/17 F 8:00AM-10:50AM	11:59PM, 10/24	Diodes
	Sec 516 10/17 F 11:10AM-2:00PM		
	Sec 517 10/17 F 3:00PM-5:50PM		
7	Sec 515 10/24 F 8:00AM-10:50AM	11:59PM, 10/31	Characterization and DC Biasing of the BJT
	Sec 516 10/24 F 11:10AM-2:00PM		
	Sec 517 10/24 F 3:00PM-5:50PM		
8	Sec 515 10/31 F 8:00AM-10:50AM	11:59PM, 11/07	BJT Amplifier Configurations
	Sec 516 10/31 F 11:10AM-2:00PM		
	Sec 517 10/31 F 3:00PM-5:50PM		
9	Sec 515 11/07 F 8:00AM-10:50AM	11:59PM, 11/14	BJT Amplifier Design
	Sec 516 11/07 F 11:10AM-2:00PM		
	Sec 517 11/07 F 3:00PM-5:50PM		
10	Sec 515 11/14 F 8:00AM-10:50AM	11:59PM, 11/21	Characterization of the MOSFET
	Sec 516 11/14 F 11:10AM-2:00PM		
	Sec 517 11/14 F 3:00PM-5:50PM		
11	Sec 515 11/21 F 8:00AM-10:50AM	11:59PM, 11/24	MOSFET Amplifier Configurations
	Sec 516 11/21 F 11:10AM-2:00PM		
	Sec 517 11/21 F 3:00PM-5:50PM		

ECEN 325 Lab Schedule, Fall 2025

Location: ZACH 330

TA: Nicolas Herrera

Office Hours: Monday 10:00AM-12:00PM

Lab No.	Lab Time	Report Due	Topic
0	Sec 518 9/05 F 6:00PM-8:50PM	-	Orientation
1	Sec 518 9/12 F 6:00PM-8:50PM	11:59PM, 09/19	First Order Circuits
2	Sec 518 9/19 F 6:00PM-8:50PM	11:59PM, 09/26	Second Order Circuits
3	Sec 518 9/26 F 6:00PM-8:50PM	11:59PM, 10/03	Operationa l Amplifiers-Part I
4	Sec 518 10/03 F 6:00PM-8:50PM	11:59PM, 10/10	Operationa l Amplifiers-Part II
5	Sec 518 10/10 F 6:00PM-8:50PM	11:59PM, 10/17	Operational Amplifiers-Part III
6	Sec 518 10/17 F 6:00PM-8:50PM	11:59PM, 10/24	Diodes
7	Sec 518 10/24 F 6:00PM-8:50PM	11:59PM, 10/31	Characterizatio n and DC Biasing of the BJT
8	Sec 518 10/31 F 6:00PM-8:50PM	11:59PM, 11/07	BJT Amplifier Configurations
9	Sec 518 11/07 F 6:00PM-8:50PM	11:59PM, 11/14	BJT Amplifier Design
10	Sec 518 11/14 F 6:00PM-8:50PM	11:59PM, 11/21	Characterizatio n of the MOSFET
11	Sec 518 11/21 F 6:00PM-8:50PM	11:59PM, 11/24	MOSFET Amplifier Configurations

ECEN 325 Lab Schedule, Fall 2025

Location: ZACH 330

TA: Adel Heidari Akhijahani

Office Hours: Thursday 01:00PM-03:00PM

Lab No.	Lab Time	Report Due	Topic
0	Sec 513 09/04 R 3:00PM-5:50PM	-	Orientation
	Sec 514 09/04 R 6:00PM-8:50PM		
1	Sec 513 09/11 R 3:00PM-5:50PM	11:59PM, 09/19	First Order Circuits
	Sec 514 09/11 R 6:00PM-8:50PM		
2	Sec 513 09/18 R 3:00PM-5:50PM	11:59PM, 09/26	Second Order Circuits
	Sec 514 09/18 R 6:00PM-8:50PM		
3	Sec 513 09/25 R 3:00PM-5:50PM	11:59PM, 10/03	Operational Amplifiers-Part I
	Sec 514 09/25 R 6:00PM-8:50PM		
4	Sec 513 10/02 R 3:00PM-5:50PM	11:59PM, 10/10	Operational Amplifiers-Part II
	Sec 514 10/02 R 6:00PM-8:50PM		
5	Sec 513 10/09 R 3:00PM-5:50PM	11:59PM, 10/17	Operational Amplifiers-Part III
	Sec 514 10/09 R 6:00PM-8:50PM		
6	Sec 513 10/16 R 3:00PM-5:50PM	11:59PM, 10/24	Diodes
	Sec 514 10/16 R 6:00PM-8:50PM		
7	Sec 513 10/23 R 3:00PM-5:50PM	11:59PM, 10/31	Characterization and DC Biasing of the BJT
	Sec 514 10/23 R 6:00PM-8:50PM		
8	Sec 513 10/30 R 3:00PM-5:50PM	11:59PM, 11/07	BJT Amplifier Configurations
	Sec 514 10/30 R 6:00PM-8:50PM		
9	Sec 513 11/06 R 3:00PM-5:50PM	11:59PM, 11/14	BJT Amplifier Design
	Sec 514 11/06 R 6:00PM-8:50PM		
10	Sec 513 11/13 R 3:00PM-5:50PM	11:59PM, 11/21	Characterization of the MOSFET
	Sec 514 11/13 R 6:00PM-8:50PM		
11	Sec 513 11/20 R 3:00PM-5:50PM	11:59PM, 11/24	MOSFET Amplifier Configurations
	Sec 514 11/20 R 6:00PM-8:50PM		