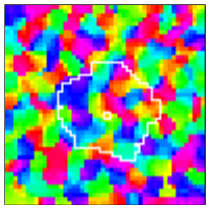
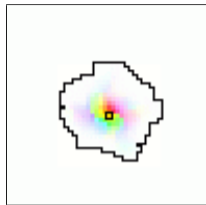



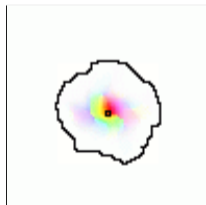




48 × 48 V1



96 × 96 V1



(a) Afferent weights

(b) Lateral excitatory weights

(c) Lateral inhibitory weights

(d) V1

